

# My Story planner

Name: \_\_\_\_\_

Date: \_\_\_\_\_

Writing a story is more than just throwing your ideas onto a page and hoping it becomes a developed adventure. It takes a lot of planning before you actually start putting your story together.

This planner will help you think a lot about all the aspects of the story you are going to write. It will challenge you to think in depth about your character, your setting, the problems and solutions, and the events along the way.

Each topic has a bunch of questions to help you think about something you might not have considered before. You don't have to answer every single question - just use them to get your thinking going! Do as much detail as possible to make it easier to bring your story to life!

You can use this for more than a novel, too. What about a video game? Most of the great ones have a terrific story to give you a goal to work towards. You can use this planner for that as well. Think outside the box!

If someone you know would like a copy of this planner, please send them directly to my website. Thanks!

Happy Creative Writing!  
Lisa Marie.



# Main Character

*Use these prompts to describe and learn more about the main character of your story. The more details the better. Get to know your character very well before you start writing. It will make it easier to write from their point of view.*

What is your character's full name? \_\_\_\_\_

How old are they? \_\_\_\_\_

Are they male or female? \_\_\_\_\_

## Physical Appearance

- Are they a human?
- How tall are they?
- Are they skinny or overweight?
- What colour is their skin, hair, and eyes?
- What kind of hair do they have (wavy, short, long, greasy, etc.)?
- Do they always wear their hair the same way (like in a ponytail or with spiked bangs)?
- Do they have a loud or soft voice? Is it low pitched or high pitched?
- Are they muscular or wiry?
- Do they have any special characteristics (like a scar, mole, hook hand, tattoo, etc.)?
- What kind of clothes do they like to wear?
- Do they wear any accessories all the time (like glasses or headphones?)
- Do they need any special things like a wheelchair, a cane, or hearing aids?
- What else do you need to include about your character's appearance?

# Main Character

## Personality

Is your character quiet and shy? Outgoing? Talkative and energetic? Scared about everything? Bubbly? Defiant? Wild and troublesome? An optimist or a pessimist?

What do they like or hate? Do they have a favourite kind of music?

Imagine them walking into a room of new people - how would they react? How would other people react to them?

## Family

What about your character's family?

- Do they have a mom and a dad? A husband or wife?
- Any grandparents or other important extended family?
- Do they have any siblings? If so, what are their ages and names?
- Does the family get along or not?

## Occupation

- What does your character do?
- Do they have a job or go to school full time?
- Are they good at what they do, do they love it, or do they hate it?

## Hobbies/Habits

- What does your character do for fun?
- Do they have good or bad habits?
- Are they a good or bad role model or influence?

# Main Character

*Draw a picture of your main character.*

A large, empty rounded rectangle with a thin black border, intended for drawing a picture of the main character. The rectangle has rounded corners and occupies the majority of the page below the instruction box.

# Supporting Character

*Often the main character has a supporting character - like a sidekick, best friend, or an animal such as a pet. Use these prompts to describe and learn more about the supporting character of your story.*

What is this character's full name? \_\_\_\_\_

How old are they? \_\_\_\_\_

Are they male or female? \_\_\_\_\_

- Is this a human character or an animal?
- What do they look like?
- How did / does your main character meet this character?
- What kind of personality is this character - are they a contrast to the main character or are they similar?
- Why does your main character team up with this character?
- Are there any conflicts between them?
- What other key things are important about this character?

# Additional Characters

*Who else is going to be interacting with your character throughout the story. Think about the main ones and figure out some details about them - how they look, how they act, how they sound.*

<p><b>Character #1</b></p> <p>What is their name?</p> <p>What role do they play?</p>	<p>About this character:</p>
<p><b>Character #2</b></p> <p>What is their name?</p> <p>What role do they play?</p>	<p>About this character:</p>
<p><b>Character #3</b></p> <p>What is their name?</p> <p>What role do they play?</p>	<p>About this character:</p>

*(If you need more than 3 events, use the back of the page.)*

# The Story

## Genre

What kind of story are you going to write?

An action adventure?  
A suspense?  
A romance?  
A mystery?  
A science fiction?

How will this affect your story?

## Point of View

- How are you going to narrate your story?
- 
- Are you going to tell it from your main character's point of view or from the outside watching it?
- 
- Is it happening in past tense or present tense?

## The Plot

- What is the basic summary of your story?
- Think: Beginning, Middle, End.
- Make a brief outline.



# Location

*The setting of a story is important because it helps give your reader a way to visualize where all the adventures are taking place, and when. It sets the tone for the story and makes it colourful.*

- Where does this story take place? Is it a real place or an imaginary one?
- What is its name?
- Is it in the past, the present, or the future?
- Describe the place where the main part of the story takes place.
- If it's a building, what does it look like? Is it in a city or is it rural? Is it new or old?
- If it's a land, what grows here? Who lives here? What does the landscape look like?
- If it's another planet, what is the climate like? What does it look like when you arrive?
- If this is in the past or the future, what differences are there from today that you can paint a picture with words about?
- As the story progresses, is the location going to change?

# Location

*Draw a picture of where this story takes place.*

A large, empty rounded rectangle with a thin black border, intended for a drawing. It occupies the majority of the page below the instruction box.

# The Crisis

*Stories are made around a crisis, something that requires action or problem solving.. For example, the princess gets kidnapped, or there is a natural disaster that hits the town, someone wins a million dollars, or a character has a big fight with their parents.*

- What is the main crisis in this story?
- Is it good or is it bad?
- How does it affect your character?

# The Events

*Think of your story like a journey. Along the way you have adventures that change the direction you go. Try "First This happens, then this, then this" to come up with your events.*

## Event #1

What happens first?

How does it affect your character?

## Event #2

What happens next?

How does it affect your character?

## Event #3





What happens next?

How does it affect your character?

*(If you need more than 3 events, use the back of the page.)*

# The Events

*Use this page to make a storyboard of your story events. Draw a picture of each event then cut them out and staple them in order so you have a visual representation of your story.*



*(Print out as many copies as needed to finish your story.)*

# The Solution

*As you move towards the end of the story, you are going to need to figure a way to help your character resolve the crisis.*

- How is your character or situation going to solve the original crisis?
- Has / How will your character developed the skills needed for this resolution throughout the events in the story?
- What are the consequences of the actions your character has to take?
- What needs to happen in order to finish the story?
- Is your story going to have a happy ending, a sad ending, or a complete shocker that no one expected?
- You can write down more than one idea for how to solve your crisis. Sometimes the first idea doesn't work out when you put it onto the paper.

# Final Thoughts

## The Ending

How are you going to end your book? Do you want your character's problems to all be solved or are you going to leave it a cliffhanger for another book to follow? Is there any important final events or conversations that need to happen?

## Title

What would be some ideas for a good title for your story?

## Your Reader

Who is going to want to read your book? What do you think they want to get out of this story - something fun? Thought provoking? Educational?

## Anything Else?

Is there anything else you want to make sure you think about or write down before you get started? Use this space for that!

# Thank You For Your Purchase!

I appreciate that you have chosen one of the products I have created. Thank you! If you have any questions, please contact me at [thecanadianhomeschooler@gmail.com](mailto:thecanadianhomeschooler@gmail.com)

## Terms of Use

By purchasing this product, you agree to the following terms.

You May:	You May Not:
<ul style="list-style-type: none"><li>• Use this item for your personal use.</li><li>• Use this item for your family, co-operative, or class.</li><li>• Print a copy for your own use.</li><li>• Review this product on your website or blog as long as you link back directly to my store and/or blog.</li></ul>	<ul style="list-style-type: none"><li>• Print copies to share, distribute, or sell.</li><li>• Share, sell, or distribute any digital copies of this file with anyone.</li><li>• Post this file on a website – including personal, classroom, or other sites.</li><li>• Copy or modify any part of this file for sale or distribution.</li></ul>

This product is a digital download, intended for a single classroom or family use. Please contact me if you need special permission for another use.



## Connect With Me

**The Canadian Homeschooler**  
[thecanadianhomeschooler@gmail.com](mailto:thecanadianhomeschooler@gmail.com)  
[Facebook](#) | [Twitter](#) | [Pinterest](#)